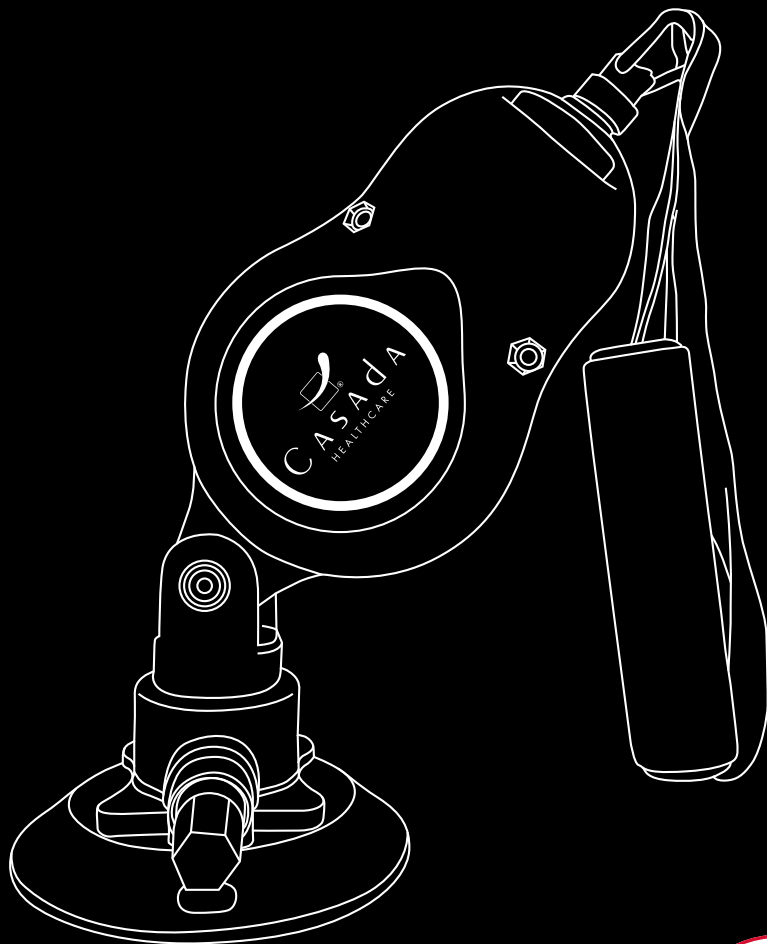



CASADA
SPORTS



< bodysense



MEDIPULL



CASADA[®]
HEALTHCARE

since
2000

< body**sense**

Since being established in 2000, the name CASADA stands for high quality products on the health-spa and fitness market. Today, CASADA equipment is available in 37 countries world-wide.

Constant further development, an unmistakable design and a focused orientation towards a better quality of life are what characterize CASADA products, as much as their unbeatable and reliable quality.

Congratulations,

that you have decided to integrate the MediPull from Casada into your training program.

In order for you to enjoy the advantages of your fitness device in the long term, we ask you to read and adhere to the instruction manual carefully.

We wish you a lot of fun with your personal MediPull.

Table of contents

Safety Instructions	14
Disposal note	14
Cleaning Maintenance Storage	15
Technical Data	15
Product information	15
Useage.....	16
Conformity declaration.....	18
Warranty conditions	18

Safety Instructions



Please carefully read the following instructions before using this fitness equipment to ensure proper functioning and optimal effect. Please retain these instructions for use!

- Please protect the MediPull from heat, dust and sunlight.
- Ensure that the MediPull do not come into contact with sharp-edged objects, fingernails, zippers, etc.
- Avoid exercises where there is a risk that the band could spring back into your face.
- Check the MediPull regularly for damage and replace them.
- Always make sure that the suction mounting is securely fastened before starting the exercises.
- Never use the MediPull without sufficient understanding and without having first carefully read the relevant safety instructions.
- Never perform exercises if you do not feel safe doing so.
- Never use the MediPull if you notice a defect.
- Do not take risks that exceed your experience, skills or physical fitness.

- The instructions and explanations in this document are not medical guidelines, but are intended for information purposes only. They are not a substitute for exercises, treatments or diets prescribed by your doctor. Please always follow the advice of your doctor should they advise you not to use this sports equipment. If you use the information and this sports equipment without first obtaining the approval of your doctor, you do so at your own risk. In particular, Casada International GmbH excludes liability for damages and consequential damages and is not responsible for injuries or losses resulting directly or indirectly from the use or misuse of the content and products featured.

- These instructions and sports equipment are designed for healthy people over the age of 18 and are intended to supplement, not replace, a suitable workout. All forms of physical activity may involve a risk. The user takes full responsibility for their own health and should know and respect their own limits.

Disposal note

In accordance with waste regulations, the MediPull and all packaging components can be disposed of at the waste company or at an organization responsible for disposal.

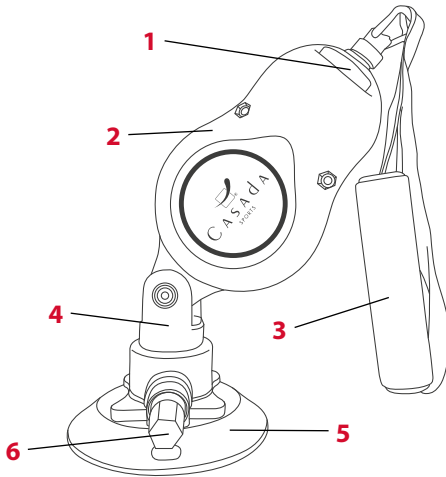
Cleaning | Maintenance | Storage

1. Recommended storage: dry, free of dust.
2. Keep liquids and open fire away.
3. Be sure to rinse out the cloth multiple times when wiping down.

Technical Data

Product:	MediPull
Pull Tension (N):	Level 1: 2,5 kg Level 2: 5,0 kg level 3: 7,5 kg
Level Adjust:	3 resistance levels
Product size(mm):	130*120*275 (mm)
N.W./G.W. (kg):	0,97 kg/1,29 kg
Rope Length:	1,9 m
Certificate:	

Product information



- 1 Resistance adjustment knob
- 2 Housing
- 3 Handle
- 4 360° joint
- 5 Suction mounting
- 6 Suction pump

Usage

Fastening

Suction Conditions: Smooth floor Attention: Floor should not have any gaps. Tile or Glass. Material shouldn't be too Thin and Fragile.



Figure 1: Floor



Figure 2: Glass



Figure 3: Table base

Use one hand to press the MediPull on the floor / glass / tiles, the other hand to push the air cylinder in until the white part is completely inside. the white part of the cylinder will show you the security situation. If you see the white part, it means that the cylinder is not secured properly.



Figure 1: Incorrect application



Figure 2: Correct application

Note:

If the white area is still visible, be careful. Make sure that this area is no longer visible (see Figure 2).

Resistance Adjustable

Level 1: 25N Press both buttons down (Figure 1).

Level 2: 50N Press only one button down (Figure 2 and 3).

Level 3: 75N Release both buttons (Figure 4).

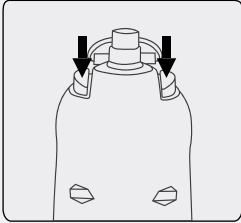


Figure 1

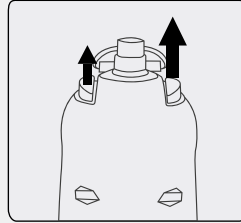


Figure 2

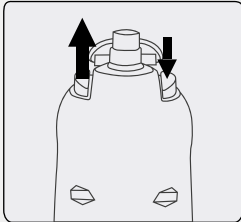


Figure 3

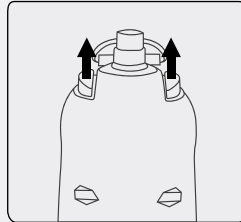


Figure 4

WARNING

Settings can not be made while using the MediPull. The device can be damaged.

Release the MediPull

Figure 1: Pull out the suction pump until the white security area is visible.

Figure 2: Pull, as illustrated using the pin attached sideways (A).

Optionally, the plate can also be bent upwards (B).



Figure 1



Figure 2

Conformity declaration

Corresponds to the European guidelines 2014/30/EU and 2011/65/EU.

Warranty conditions

The retailer guarantees a statutory period of warranty for the product described on the reverse.

Warranty is valid from the date of purchase. The purchase date must be documented with proof of purchase. The retailer will repair or replace free-of-charge all items covered in Germany for which faults have been discovered. A prerequisite is that you send the faulty device with proof of purchase before the guarantee or warranty period expires. The warranty claim shall not be applicable if a fault is established which has arisen e.g. due to external influences or as a consequence of a repair or modification which was not carried out by the manufacturer or an authorised dealer.

The following points are not part of the warranty:

- Wear caused by improper use
- Commercial use e.g. exhibition use, repeated use without intermediate breaks of 40 minutes
- Exposing the device to heat, humidity of liquids
- Damage due to sharp and/or sharp-edged objects
- Wanton destruction, misappropriation, overloading or accidental damage
- Damage and soiling by domestic animals
- Contamination caused by body or hair care products
- Damage caused by use with acidic, solvent- and/or alcohol-containing agents

The warranty granted by the retailer is limited to repair and exchange of the product. Under this warranty, the manufacturer or the retailer shall have no further liability and are not responsible for damages that have arisen due to disregard of the operating instructions and /or improper use of the product. Where upon examination of the product by the manufacturer it is found that the warranty request does not concern a defect covered by the warranty or that the warranty period has expired, the customer must bear the costs for the inspection and repair.

As manufacturer, Casada ensures the delivery of faultless goods to buyers/partners. Proven production faults are entitled to an exchange after registration and confirmation. Legal note: All contents do not contain healing statements. The diagnosis and treatment of illnesses and other physical disorders require a treatment by a physician, non-medical practitioner or therapist. The statements are strictly informative and may not be used as a substitute for a professional medical treatment. Every user is beholden to ascertain by accurate examination and, if required, after consultation of a specialist, if the application is the right one for their specific cases. Each dose or application takes place at the risk of the user. We dissociate ourselves from any healing statements or promises.



Casada International GmbH
Obermeiers Feld 3
33104 Paderborn, Germany
info@casada.com | www.casada.com

Copyright Images and texts are subject to the copyright of Casada International GmbH and may not be used for other purposes without express confirmation.

Copyright © 2020 Casada International GmbH. All rights reserved.



